



**INSTITUTO
FEDERAL**

Rio Grande do Norte

Campus
Nova Cruz

SELF LEARNING – Aprenda Inglês by yourself!

**Estratégias para desenvolver o
aprendizado de língua inglesa de forma
autônoma.**

CRISTIANE DE BRITO CRUZ





**INSTITUTO
FEDERAL**

Rio Grande do Norte

Campus
Nova Cruz

- ✓ Self-study
- ✓ Sites
- ✓ Applications
- ✓ Videos
- ✓ Songs
- ✓ Games
- ✓ Listening
- ✓ **Reading**
- ✓ Writing
- ✓ Speaking

Learning Strategies





**INSTITUTO
FEDERAL**

Rio Grande do Norte

Campus
Nova Cruz

READING

How to learn English with Reading.





INSTITUTO
FEDERAL
Rio Grande do Norte
Campus
Nova Cruz

10 Super Specific Ways to Learn English Reading Now



- Some of the **best-selling** and **most-loved books** of all time were written in English (*Shakespeare's plays or Jane Austen's novels, JK Rowling, Stephen King, Margaret Atwood*).
- Even if you're not a **bookworm** (enthusiastic book reader), it's important to learn to read in English.
- You'll need **reading comprehension skills** to understand "E-real English";
- Helps you to grow **vocabulary** and solidify **grammar points**;



**INSTITUTO
FEDERAL**


Rio Grande do Norte

Campus
Nova Cruz

10 Super Specific Ways to Learn English Reading Now



- **Become an English Bookworm: 10 Tips to Learn English Reading**
- **1. Choose Reading Material at Your Comprehension Level**
- If it's too hard: discouraged and overwhelmed.
- If it's too easy: not-growing or boring.
- **2. Read with a Dictionary Handy**
- Have a dictionary or dictionary app nearby.
- For beginner learners: bilingual dictionary.
- For more advanced learners: monolingual dictionary.
- **Wordreference**
- **Lexico Monolingual Dictionary**
- **LingQ for Online Reading**





**INSTITUTO
FEDERAL**
Rio Grande do Norte
Campus
Nova Cruz

10 Super Specific Ways to Learn English Reading Now



- **3. ...But Focus Primarily on Repeated Words**
- Pay attention to repeated/key words.
- Try to guess the meaning.
- Underline or highlight unknown words. Look for the translations, read the text again.
- **4. Make Flashcards of Unknown Words**
- Make a list or flashcards and then revise frequently.
- **Anki app.**





INSTITUTO
FEDERAL

Rio Grande do Norte

Campus
Nova Cruz

10 Super Specific Ways to Learn English Reading Now



➤ 5. Learn English Spelling Conventions

➤ Pay attention to **spelling** conventions.

➤ Some common English spelling conventions include: **KN**: at the beginning of a word, the **K** isn't pronounced as in "know" and "knife."; **WH**: The **H** is **silent** as in "what" or "when" and **C**: with **e, i** or **y**, pronounced as **S**, for example as in "city." But sounds like **K**, in "cat."

➤ 6. Break Up Readings into Chunks

➤ *Chunks* are groups of words that comes together.

➤ Use the **Pomodoro** method. For every 25 minutes of reading, take a five-minute **break** to give your brain a rest.



**INSTITUTO
FEDERAL**
Rio Grande do Norte
Campus
Nova Cruz

10 Super Specific Ways to Learn English Reading Now



- **7. Look for Clues to “Get the Gist”**
- The gist is the **overall** meaning.
- For example: Use a highlighter to identify **important information** or **ideas** in the text.
- Pay attention to **verb tenses** so that you understand the timeline of the story.
- Examine any **images** that accompany the text.
- **8. Write a Summary of What You Read**
- Write a short summary of what you’ve read.



INSTITUTO
FEDERAL

Rio Grande do Norte

Campus
Nova Cruz

10 Super Specific Ways to Learn English Reading Now



➤ 9. Use Reading Comprehensions

➤ Helps to improve your reading ability.

➤ AgendaWeb_

➤ My English Pages

➤ The ESL Lounge

➤ 10. Be Consistent



➤ A **little bit** of reading every day is better than reading a lot once a month (create a reading habit).

➤ If you become **frustrated** or **bored**, change your reading material.

[https://www.fluentu.com/blog/english/learn-english-reading-5/ -](https://www.fluentu.com/blog/english/learn-english-reading-5/)



INSTITUTO
FEDERAL

Rio Grande do Norte

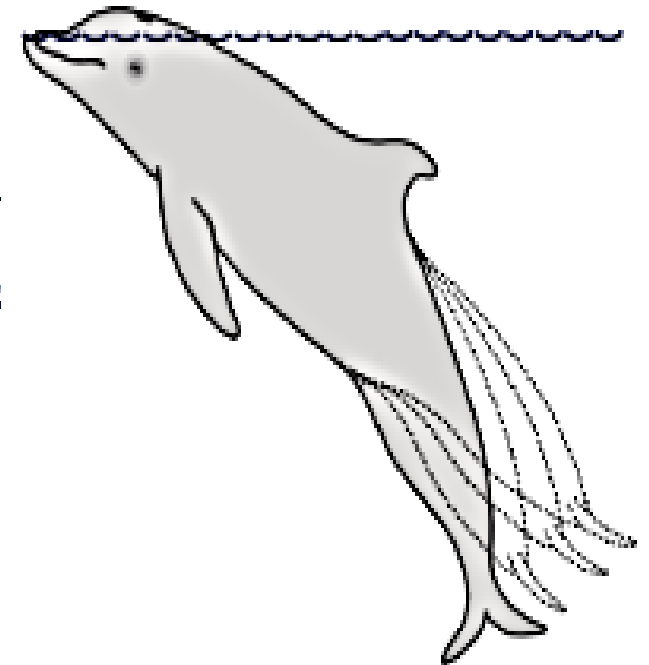
Campus
Nova Cruz

READING

Reading Comprehension - How do dolphins sleep?

Since Dolphins are like human being in so many ways. For example, dolphins have a special respiratory just like humans. The only difference is that dolphins are able to stay underwater for a long time without breathing oxygen. But how do dolphins manage to sleep without drowning?

Generally, dolphins sleep with only one brain hemisphere in slow-wave sleep at a time, thus maintaining enough consciousness to breathe and to watch for possible predators





**INSTITUTO
FEDERAL**

Rio Grande do Norte

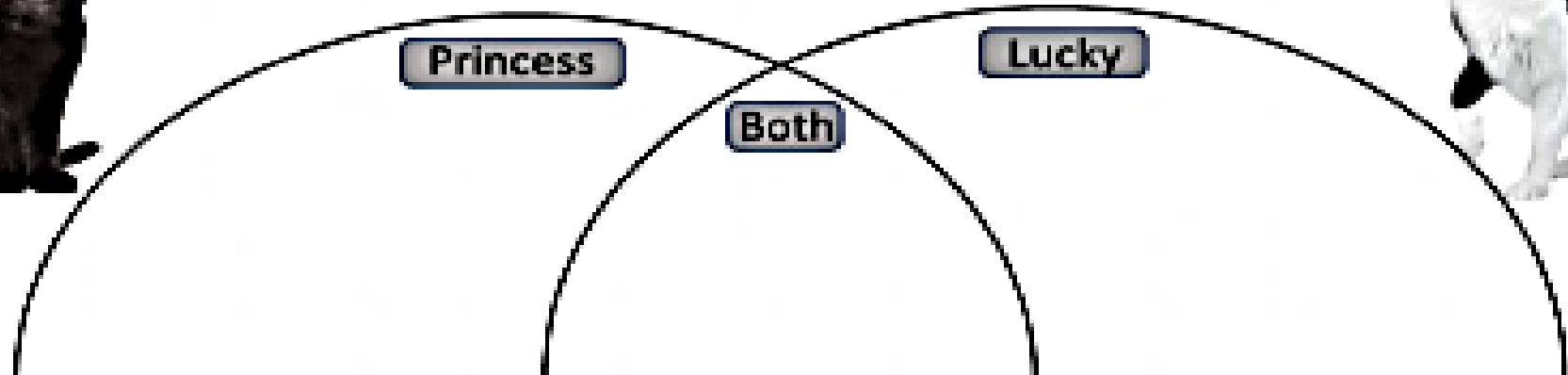
Campus
Nova Cruz



Compare and Contrast

Read the passage carefully then drag and drop the sentences at the bottom into the right section on the Venn diagram.

My teacher has two cats named Princess and Lucky. They are both three years old but Lucky is the bigger cat. Lucky has black and white fur whereas Princess is as black as the night. Both cats are friends and like to play games. The two cats always eat together but Lucky eats a lot quicker! After dinner, they go upstairs to rest. Lucky sleeps by the window and Princess likes to sleep on the bed.





**INSTITUTO
FEDERAL**

Rio Grande do Norte

Campus
Nova Cruz

What to read?

- **NEWSPAPERS:** **Some British newspapers:** The Telegraph, The Times, The Independent, The Guardian, The Financial Times (business), The Sunday Times. **Some American newspapers:** The International Herald Tribune, The New York Times, The Wall Street Journal (business)
- **Magazines:** ESPN, Vogue, Time, Forbes, People, Rolling Stones, Women Healthy, National Geographic, Newsweek, etc.
- **Books;**
- **Short Stories;**
- **Readers;**
- **Poems.**

The more that you read,
the more things you will know.
The more that you learn,
the more places you'll go.

DR. SEUSS





**INSTITUTO
FEDERAL**

Rio Grande do Norte

Campus
Nova Cruz

- ✓ **Self-study**
- ✓ **Sites**
- ✓ **Applications**
- ✓ **Videos**
- ✓ **Songs**
- ✓ **Games**
- ✓ **Listening**
- ✓ **Reading**
- ✓ **Writing**
- ✓ **Speaking**

Learning Strategies





**INSTITUTO
FEDERAL**

Rio Grande do Norte

Campus
Nova Cruz

WRITING

How to learn English with writing.



**“If I waited till I felt like
writing, I’d never write at all”**

**Anne Tayler
American novelist**

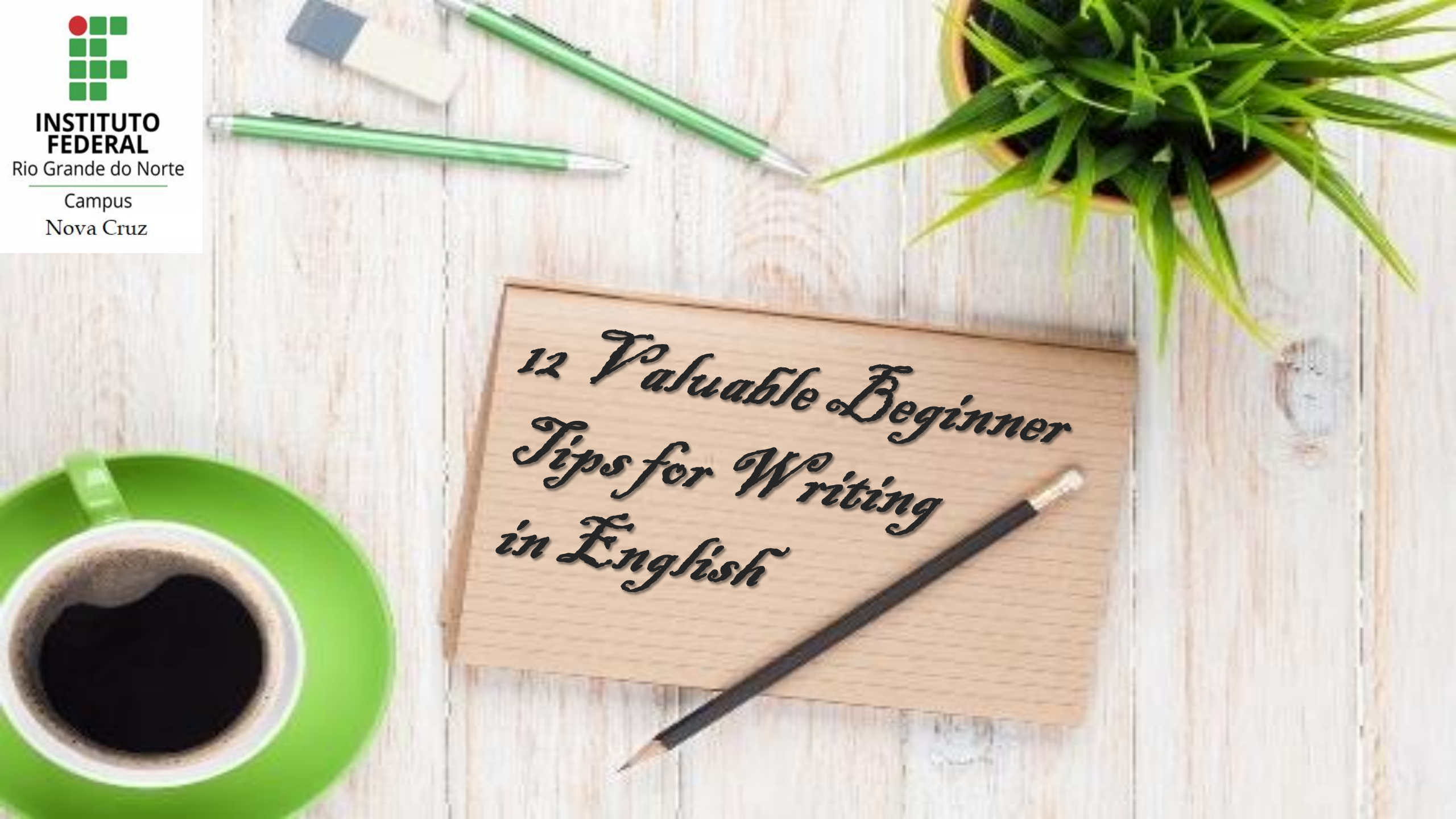
**Write
Better**



**INSTITUTO
FEDERAL**

Rio Grande do Norte

Campus
Nova Cruz



*12 Valuable Beginner
Tips for Writing
in English*



INSTITUTO
FEDERAL

Rio Grande do Norte

Campus
Nova Cruz

12 Valuable Beginner Tips for Writing in English

by KENWALDMAN


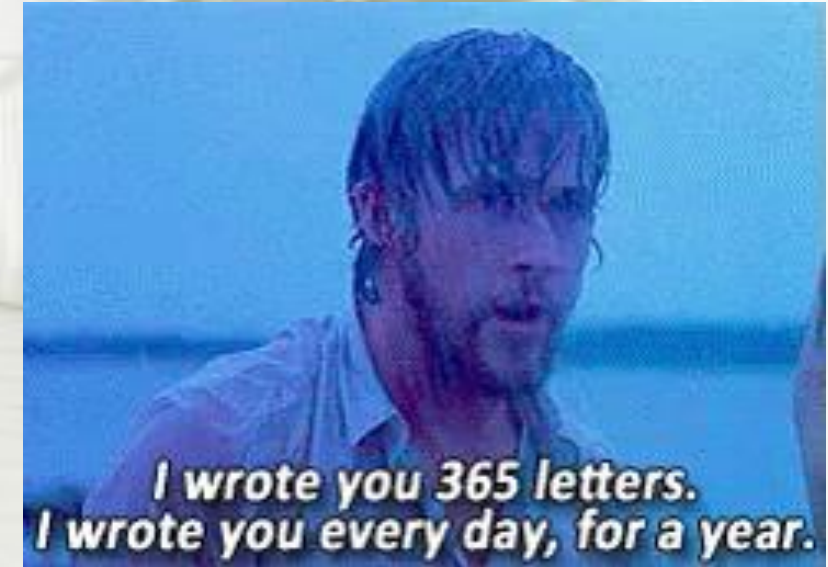
- ✓ Grab a cup of **coffee** or **tea**.
- ✓ Turn on your favorite **music** (in English).
- ✓ Find a piece of paper or a **notebook**.
- ✓ Choose your favorite **pen** or **pencil**, and then get comfortable at a **desk** or **table**.
- ✓ We are going to write!
- ✓ When you are beginning to learn English, it is really important to **write regularly**. Don't focus on vocabulary and grammar only!
- ✓ Writing can help you learn English **vocabulary, grammar, spelling** and more!
- ✓ Here we have 12 useful tips for beginners. Since **reading** and **writing** are so **closely related**, some of these tips will also involve reading.



12 Valuable Beginner Tips for Writing in English

by KENWALDMAN

- ✓ **1. Practice Writing in English Every Day**
- ✓ You should try to write in English every day. Repetition helps you learn
- ✓ English will be difficult at first, but if you write a little every day, it will start to get **easier**.
- ✓ **2. Find the Best Time and Place to Write**
- ✓ Everyone has a best time of day to write. Maybe you're a "night owl." Try writing at different times of the day to find out what time works best for you.





INSTITUTO
FEDERAL


Rio Grande do Norte

Campus
Nova Cruz

12 Valuable Beginner Tips for Writing in English

- ✓ 3. Have a Specific Place You Keep Your Writing
- ✓ Find a **notebook** to keep all of your writing in. Helps to look your progress you've made. Prevents making the same mistakes.
- ✓ 4. Pick a Topic and Write
- ✓ When you're ready to start, choose a topic and then just start writing about it. Set a timer for 5 minutes and write the entire time and then 10min and so on.





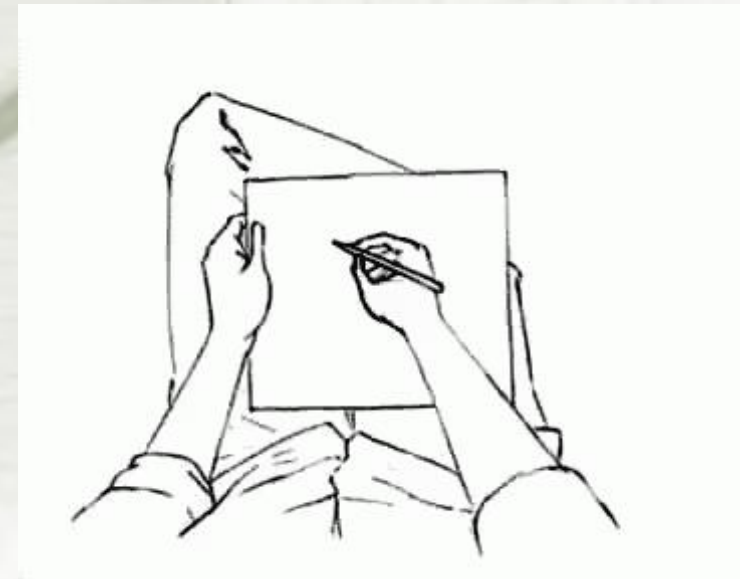

INSTITUTO
FEDERAL

Rio Grande do Norte

Campus
Nova Cruz

12 Valuable Beginner Tips for Writing in English

- ✓ **5. Keep a Journal in English**
- ✓ By keeping a personal journal (diary) in English, you will make sure you write every day. Talk about past events and future arrangements, for instance.
- ✓ **6. Write More Than One Draft**
- ✓ The first draft (copy) that you write is not going to be perfect. Review it for mistakes. Make a list of your common mistakes then edit your first draft correcting them.





INSTITUTO
FEDERAL

Rio Grande do Norte

Campus
Nova Cruz

12 Valuable Beginner Tips for Writing in English

✓7. Have a Friend Edit Your Writing


✓ Have a friend who is fluent in English to edit your writing.

✓8. Keep an English Dictionary with You

✓ When you hear or see a new word, look it up in your dictionary. Write at least one sentence with each new word.

✓9. Learn Synonyms and Antonyms

✓ Whenever you look up a new vocabulary write synonyms and the opposite word.





INSTITUTO
FEDERAL

Rio Grande do Norte

Campus
Nova Cruz

12 Valuable Beginner Tips for Writing in English

✓ 10. Make Flashcards

✓ Make flashcards: meaning, part of speech (noun, verb, adjective, etc.) and a sentence using that word. Review these flashcards often.

✓ 11. Read English Books out Loud

✓ Write down any words that are new to you, and practice saying them.

✓ 12. Choose your favorite song, and translate the lyrics into English.

✓ Then, try singing it in English. You can do the same thing with poems you love.





**INSTITUTO
FEDERAL**

Rio Grande do Norte

Campus
Nova Cruz

TEMPO PERDIDO

Legião Urbana

WASTED TIME
Legião Urbana





**INSTITUTO
FEDERAL**

Rio Grande do Norte

Campus
Nova Cruz



Todos os dias quando acordo
Não tenho mais
O tempo que passou
Mas tenho muito tempo
Temos todo o tempo do mundo

Todos os dias
Antes de dormir
Lembro e esqueço
Como foi o dia
Sempre em frente
Não temos tempo a perder

Nosso suor sagrado
É bem mais belo
Que esse sangue amargo
E tão sério
E selvagem! Selvagem!
Selvagem!

Every day when I wake up
I've got no more
The time's already gone
But I have so much time
We've got all the time of the world

Every day
Before I go to sleep
I remember and forget
How was that day
Always in front
We have just no time to waste

Our holy sweat
It's so much better
Then this bitter blood
And It's so serious
And it's wild! It's wild!
So wild!



**INSTITUTO
FEDERAL**
Rio Grande do Norte
Campus
Nova Cruz

Veja o Sol dessa manhã tão cinza
A tempestade que chega é da cor
dos teus olhos
Castanhos

Então me abraça forte
Me diz mais uma vez que já
estamos
Distantes de tudo

Temos nosso próprio tempo

Não tenho medo do escuro
Mas deixe as luzes acesas
Agora

**See the sun in this grey
morning
The storm that's coming is the color of
your brown eyes**

**And so hold me tight
And just say once more that
We are
So distant of everything**

We've got our own time

**I have no fear by the darkness
But let the light turned on
Right now**





**INSTITUTO
FEDERAL**

Rio Grande do Norte

Campus
Nova Cruz

O que foi escondido é o que se
escondeu
E o que foi prometido ninguém
prometeu
Nem foi tempo perdido

Somos tão jovens
Tão jovens
Tão jovens

**What's been hidden is something that's
been hidden itself
And what's been promised just
Nobody have
And that wasn't wasted time**

**We're so Young
So Young
So Young**





**INSTITUTO
FEDERAL**

Rio Grande do Norte

Campus
Nova Cruz

12 Valuable Beginner Tips for Writing in English - Review

- 1. Practice Writing in English Every Day
- 2. Find the Best Time and Place to Write
- 3. Have a Specific Place You Keep Your Writing
- 4. Pick a Topic and Write
- 5. Keep a Journal in English
- 6. Write More Than One Draft
- 7. Have a Friend Edit Your Writing
- 8. Keep an English Dictionary with You
- 9. Learn Synonyms and Antonyms
- 10. Make Flashcards
- 11. Read English Books out Loud
- 12. Translate Songs and Poems

<https://www.fluentu.com/blog/english/english-writing-tips/>

“Almost all good writing begins with terrible first efforts. You need to start somewhere.”

– Anne Lamott

